

WEST Hillsborough County Public Schools academic calendar | 24 - 25

July 2024						
S	M	T	W	T	F	S
	1	2	3	4	5	6
7	8	9	10	11	12	13
14	15	16	17	18	19	20
21	22	23	24	25	26	27
28	29	30	31			

August 2024						
S	M	T	W	T	F	S
				1	2	3
4	5	6	7	8	9	10
11	12	13	14	15	16	17
18	19	20	21	22	23	24
25	26	27	28	29	30	31

September 2024						
S	M	T	W	T	F	S
1	2	3	4	5	6	7
8	9	10	11	12	13	14
15	16	17	18	19	20	21
22	23	24	25	26	27	28
29	30					

October 2024						
S	M	T	W	T	F	S
		1	2	3	4	5
6	7	8	9	10	11	12
13	14	15	16	17	18	19
20	21	22	23	24	25	26
27	28	29	30	31		

November 2024						
S	M	T	W	T	F	S
					1	2
3	4	5	6	7	8	9
10	11	12	13	14	15	16
17	18	19	20	21	22	23
24	25	26	27	28	29	30

December 2024						
S	M	T	W	T	F	S
1	2	3	4	5	6	7
8	9	10	11	12	13	14
15	16	17	18	19	20	21
22	23	24	25	26	27	28
29	30	31				

January 2025						
S	M	T	W	T	F	S
			1	2	3	4
5	6	7	8	9	10	11
12	13	14	15	16	17	18
19	20	21	22	23	24	25
26	27	28	29	30	31	

February 2025						
S	M	T	W	T	F	S
						1
2	3	4	5	6	7	8
9	10	11	12	13	14	15
16	17	18	19	20	21	22
23	24	25	26	27	28	

March 2025						
S	M	T	W	T	F	S
						1
2	3	4	5	6	7	8
9	10	11	12	13	14	15
16	17	18	19	20	21	22
23	24	25	26	27	28	29
30	31					




April 2025						
S	M	T	W	T	F	S
		1	2	3	4	5
6	7	8	9	10	11	12
13	14	15	16	17	18	19
20	21	22	23	24	25	26
27	28	29	30			

May 2025						
S	M	T	W	T	F	S
				1	2	3
4	5	6	7	8	9	10
11	12	13	14	15	16	17
18	19	20	21	22	23	24
25	26	27	28	29	30	31

June 2024						
S	M	T	W	T	F	S
1	2	3	4	5	6	7
8	9	10	11	12	13	14
15	16	17	18	19	20	21
22	23	24	25	26	27	28
29	30					

- Track your attendance in the calendar by using the “Code my Attendance” section.
- If using on a computer, you can modify calendar colors by clicking into any box and then select the desired color using the “Shading” button (paint can).
 - If using off a computer, remove the colors from the “Code My Attendance Section” using the “Shading” button, print the document and color the boxes with markers, colored pencils, or crayons.

District Holidays or Non-Student Days (purple dates indicate last day of a nine weeks)
9/2/24; 9/25/-24 – 9/27/24 & 10/7/24 – 10/16/24 (Hurricane Closures); 11/11/24; 11/25/24 – 11/29/24; 12/23/24 – 1/3/25; 1/6/25; 1/20/25; 2/14/25 (Florida State Fair WEST Side of County); 3/17/25 – 3/21/25; 4/18/25; 5/26/25

Coding My Attendance	
	A Day Present
	Present but Tardy
	A Day Absent



- CHRONIC ABSENCE:** Missing 18 days or more (10% of enrolled days)
- Warning Signs:** Absent 17-10 school days
- Satisfactory Attendance:** Absent 9 or fewer days

Tracking My Attendance

Month	School Days		Days Absent		Days Present		School Days			Attendance Rate
August 2024	15	-		=		/	15	X 100	=	
September 2024	17	-		=		/	17	X 100	=	
October 2024	15	-		=		/	15	X 100	=	
November 2024	15	-		=		/	15	X 100	=	
December 2024	15	-		=		/	15	X 100	=	
January 2025	18	-		=		/	18	X 100	=	
February 2025	19	-		=		/	19	X 100	=	
March 2025	16	-		=		/	16	X 100	=	
April 2025	21	-		=		/	21	X 100	=	
May 2025	21	-		=		/	21	X 100	=	
Total	172	-		=		/	172	X 100	=	

Month	School Days		Days Absent		Days Present		School Days			Attendance Rate
First 9 Weeks	43	-		=		/	43	X 100	=	
Second 9 Weeks	42	-		=		/	42	X 100	=	
First Semester	85	-		=		/	85	X 100	=	

Third 9 Weeks	39	-		=		/	39	X 100	=	
Fourth 9 Weeks	48	-		=		/	48	X 100	=	
Second Semester	87	-		=		/	87	X 100	=	

July 2024						
S	M	T	W	T	F	S
	1	2	3	4	5	6
7	8	9	10	11	12	13
14	15	16	17	18	19	20
21	22	23	24	25	26	27
28	29	30	31			

August 2024						
S	M	T	W	T	F	S
				1	2	3
4	5	6	7	8	9	10
11	12	13	14	15	16	17
18	19	20	21	22	23	24
25	26	27	28	29	30	31

September 2024						
S	M	T	W	T	F	S
1	2	3	4	5	6	7
8	9	10	11	12	13	14
15	16	17	18	19	20	21
22	23	24	25	26	27	28
29	30					

October 2024						
S	M	T	W	T	F	S
		1	2	3	4	5
6	7	8	9	10	11	12
13	14	15	16	17	18	19
20	21	22	23	24	25	26
27	28	29	30	31		

November 2024						
S	M	T	W	T	F	S
					1	2
3	4	5	6	7	8	9
10	11	12	13	14	15	16
17	18	19	20	21	22	23
24	25	26	27	28	29	30

December 2024						
S	M	T	W	T	F	S
1	2	3	4	5	6	7
8	9	10	11	12	13	14
15	16	17	18	19	20	21
22	23	24	25	26	27	28
29	30	31				

January 2025						
S	M	T	W	T	F	S
			1	2	3	4
5	6	7	8	9	10	11
12	13	14	15	16	17	18
19	20	21	22	23	24	25
26	27	28	29	30	31	

February 2025						
S	M	T	W	T	F	S
						1
2	3	4	5	6	7	8
9	10	11	12	13	14	15
16	17	18	19	20	21	22
23	24	25	26	27	28	

March 2025						
S	M	T	W	T	F	S
						1
2	3	4	5	6	7	8
9	10	11	12	13	14	15
16	17	18	19	20	21	22
23	24	25	26	27	28	29
30	31					




April 2025						
S	M	T	W	T	F	S
		1	2	3	4	5
6	7	8	9	10	11	12
13	14	15	16	17	18	19
20	21	22	23	24	25	26
27	28	29	30			

May 2025						
S	M	T	W	T	F	S
				1	2	3
4	5	6	7	8	9	10
11	12	13	14	15	16	17
18	19	20	21	22	23	24
25	26	27	28	29	30	31

June 2024						
S	M	T	W	T	F	S
1	2	3	4	5	6	7
8	9	10	11	12	13	14
15	16	17	18	19	20	21
22	23	24	25	26	27	28
29	30					

- Track your attendance in the calendar by using the “Code my Attendance” section.
- If using on a computer, you can modify calendar colors by clicking into any box and then select the desired color using the “Shading” button (paint can).
 - If using off a computer, remove the colors from the “Code My Attendance Section” using the “Shading” button, print the document and color the boxes with markers, colored pencils, or crayons.

District Holidays or Non-Student Days (purple dates indicate last day of a nine weeks)
9/2/24; 9/25/-24 – 9/27/24 & 10/7/24 – 10/16/24 (Hurricane Closures); 11/11/24; 11/25/24 – 11/29/24; 12/23/24 – 1/3/25; 1/6/25; 1/20/25; 3/4/25 (Strawberry Festival EAST Side of County); 3/17/25 – 3/21/25; 4/18/25; 5/26/25

Coding My Attendance	
	A Day Present
	Present but Tardy
	A Day Absent



CHRONIC ABSENCE: Missing 18 days or more (10% of enrolled days)

Warning Signs: Absent 17-10 school days

Satisfactory Attendance: Absent 9 or fewer days

Tracking My Attendance

Month	School Days		Days Absent		Days Present		School Days			Attendance Rate
August 2024	15	-		=		/	15	X 100	=	
September 2024	17	-		=		/	17	X 100	=	
October 2024	15	-		=		/	15	X 100	=	
November 2024	15	-		=		/	15	X 100	=	
December 2024	15	-		=		/	15	X 100	=	
January 2025	18	-		=		/	18	X 100	=	
February 2025	20	-		=		/	20	X 100	=	
March 2025	15	-		=		/	15	X 100	=	
April 2025	21	-		=		/	21	X 100	=	
May 2025	21	-		=		/	21	X 100	=	
Total	172	-		=		/	172	X 100	=	

Month	School Days		Days Absent		Days Present		School Days			Attendance Rate
First 9 Weeks	43	-		=		/	43	X 100	=	
Second 9 Weeks	42	-		=		/	42	X 100	=	
First Semester	85	-		=		/	85	X 100	=	

Third 9 Weeks	39	-		=		/	39	X 100	=	
Fourth 9 Weeks	48	-		=		/	48	X 100	=	
Second Semester	87	-		=		/	87	X 100	=	

2024-2025 Student Academic Calendar
School Board Approved 9/19/23
Revised 10/2/24 and 10/23/24

Students' First Day of School	Monday, August 12, 2024
Labor Day/Non-Student Day	Monday, September 2, 2024
Non-Student Day Hurricane Make-Up Day (Full School Day)	Monday, October 14, 2024 Changed due to Hurricane Helene Schools Closed - Hurricane Milton
End of 1 st Grading Period	Friday, October 11, 2024 Friday, October 25, 2024 Extended due to Hurricane Milton
Veterans Day/Non-Student Day	Monday, November 11, 2024
Fall Break/Non-Student Days	Monday, November 25 - Friday, November 29, 2024
Students Return to School	Monday, December 2, 2024
Winter Break/Non-Student Days	Monday, December 23, 2024 - Friday, January 3, 2025
Non-Student Day Students Return to School/Early Release Day	Monday, January 6, 2025 Changed due to Hurricane Helene
Early Release Day	Monday, January 13, 2025
End of 2 nd Grading Period/1 st Semester	Friday, December 20, 2024 Thursday, January 16, 2025 Extended due to Hurricane Milton
Martin Luther King, Jr./Non-Student Day	Monday, January 20, 2025
Florida State Fair /Non-Student Day for West County Schools only	Friday, February 14, 2025 Revised due to Hurricane Milton
Presidents' Day/ Non-Student Day Student Day	Monday, February 17, 2025 Changed due to Hurricane Milton
Strawberry Festival /Non-Student Day for East County Schools only	Monday, March 3, 2025 Revised due to Hurricane Milton
Spring Break/Non-Student Days	Monday, March 17 - Friday, March 21, 2025
Students Return to School	Monday, March 24, 2025
End of 3 rd Grading Period	Friday, March 14, 2025 Friday, March 28, 2025 Extended due to Hurricane Milton
Non-Student Day	Friday, April 18, 2025
Memorial Day/Non-Student Day	Monday, May 26, 2025
Last Day of School/2.5 Hour Early Dismissal End of 4 th Grading Period/2nd Semester	Friday, May 30, 2025

- Changes/revisions due to Hurricane Helene and Hurricane Milton school closures are noted.
- Early Release Mondays scheduled October 21, 2024 - December 16, 2024, and January 27, 2025 - May 19, 2025 were converted to full school days after Hurricane Helene and Hurricane Milton school closures.
- East County Schools are listed in the chart below. Only students attending these schools are scheduled for a non-student day on March 3, 2025. All schools not listed below are considered West County Schools.

Elementary			Middle	High	Non-Traditional
Bailey	Jackson	Springhead	Marshall	Durant	Simmons Career Acceleration Academy
Bryan PC	Knights	Trapnell	Mulrennan	Plant City	Simmons ESC
Buckhorn	Lincoln Magnet	Valrico	Tomlin	Strawberry Crest	Willis Peters ESC
Burney	Nelson	Walden Lake	Turkey Creek		
Cork	Pinecrest	Wilson PC			
Dover	Robinson				